

# ***Report of the Director of Audit***



**Audit Commission**

The Government of the Hong Kong Special Administrative Region

## **Capital Investment Fund**

### **Independent Auditor's Report To the President of the Legislative Council**

#### ***Opinion***

I certify that I have examined and audited the financial statements of the Capital Investment Fund set out on pages 40 to 47, which comprise the statement of assets and liabilities as at 31 March 2018, and the statement of receipts and payments for the year then ended, and notes to the financial statements, including a summary of significant accounting policies.

In my opinion, the financial statements of the Capital Investment Fund are prepared, in all material respects, in accordance with the Public Finance Ordinance (Cap. 2) and section 11(1) of the Audit Ordinance (Cap. 122).

#### ***Basis for opinion***

I conducted my audit in accordance with section 12(1) of the Audit Ordinance and the Audit Commission auditing standards. My responsibilities under those standards are further described in the *Auditor's responsibilities for the audit of the financial statements* section of my report. I have fulfilled the independence and other ethical responsibilities in accordance with those standards. I believe that the audit evidence I have obtained is sufficient and appropriate to provide a basis for my opinion.

#### ***Other information***

The Director of Accounting Services is responsible for the other information. The other information comprises all the information included in the Accounts of the Government of the Hong Kong Special Administrative Region for the year ended 31 March 2018 published by the Treasury, other than the financial statements and my auditor's report thereon.

My opinion on the financial statements does not cover the other information and I do not express any form of assurance conclusion thereon.

In connection with my audit of the financial statements, my responsibility is to read the other information and, in doing so, consider whether the other information is materially inconsistent with the financial statements or my knowledge obtained in the audit or otherwise appears to be materially misstated. If, based on the work I have performed, I conclude that there is a material misstatement of this other information, I am required to report that fact. I have nothing to report in this regard.

### ***Director of Accounting Services' responsibilities for the financial statements***

In accordance with section 16(1) of the Public Finance Ordinance, the Director of Accounting Services is responsible for the compilation and supervision of the accounts of the Government of the Hong Kong Special Administrative Region, for the management of accounting operations and procedures, and for ensuring that all regulations, directions or instructions made or given under the Public Finance Ordinance relating thereto and in respect of the safe custody of public moneys and its accounting are complied with.

### ***Auditor's responsibilities for the audit of the financial statements***

My objectives are to obtain reasonable assurance about whether the financial statements as a whole are free from material misstatement, whether due to fraud or error, and to issue an auditor's report that includes my opinion. Reasonable assurance is a high level of assurance, but is not a guarantee that an audit conducted in accordance with the Audit Commission auditing standards will always detect a material misstatement when it exists. Misstatements can arise from fraud or error and are considered material if, individually or in the aggregate, they could reasonably be expected to influence the economic decisions of users taken on the basis of these financial statements.

As part of an audit in accordance with the Audit Commission auditing standards, I exercise professional judgment and maintain professional skepticism throughout the audit. I also:

- identify and assess the risks of material misstatement of the financial statements, whether due to fraud or error, design and perform audit procedures responsive to those risks, and obtain audit evidence that is sufficient and appropriate to provide a basis for my opinion. The risk of not detecting a material misstatement resulting from fraud is higher than for one resulting from error, as fraud may involve collusion, forgery, intentional omissions, misrepresentations, or the override of internal control;
- obtain an understanding of internal control relevant to the audit in order to design audit procedures that are appropriate in the circumstances, but not for the purpose of expressing an opinion on the effectiveness of the Capital Investment Fund's internal control; and

- evaluate the appropriateness of accounting policies used by the Director of Accounting Services and the reasonableness of accounting estimates and related disclosures.

David Sun  
Director of Audit

29 October 2018

Audit Commission  
26th Floor  
Immigration Tower  
7 Gloucester Road  
Wanchai, Hong Kong

# Capital Investment Fund

## STATEMENT OF ASSETS AND LIABILITIES AS AT 31 MARCH 2018

(Expressed in Hong Kong dollars)

|                                    | Note        | 2018<br>\$'000 | 2017<br>\$'000 |
|------------------------------------|-------------|----------------|----------------|
| <b>Assets</b>                      |             |                |                |
| <b>Investments</b>                 | <b>3</b>    |                |                |
| Equity holdings                    |             | 138,381,137    | 134,288,685    |
| Other investments                  |             | 518,693,108    | 492,371,319    |
|                                    |             | 657,074,245    | 626,660,004    |
| <b>Loans Outstanding</b>           | <b>4</b>    | 2,085,028      | 1,545,829      |
|                                    |             | 659,159,273    | 628,205,833    |
| <b>Current Assets</b>              |             |                |                |
| Investments with the Exchange Fund | <b>5</b>    | 2,917,526      | 3,078,306      |
| Cash and bank balances             |             | 1              | -              |
|                                    |             | 2,917,527      | 3,078,306      |
|                                    |             | 662,076,800    | 631,284,139    |
| <b>Representing:</b>               |             |                |                |
| <b>Total Fund Balance</b>          |             |                |                |
| <b>Applied Fund</b>                | <b>6</b>    | 659,159,273    | 628,205,833    |
| <b>Available Fund</b>              | <b>7</b>    |                |                |
| Balance at beginning of year       |             | 3,078,306      | 2,835,101      |
| (Deficit)/Surplus for the year     |             | (160,779)      | 243,205        |
| Balance at end of year             |             | 2,917,527      | 3,078,306      |
|                                    | <b>8, 9</b> | 662,076,800    | 631,284,139    |

Notes 1 to 12 form part of these financial statements.

**Charlix WONG**

Director of Accounting Services

29 August 2018



# Capital Investment Fund

## STATEMENT OF RECEIPTS AND PAYMENTS FOR THE YEAR ENDED 31 MARCH 2018

(Expressed in Hong Kong dollars)

|   | Note | 2018<br>\$'000 | 2017<br>\$'000 |
|---|------|----------------|----------------|
| Cash and bank balances at beginning of year |      | -              | 1              |
| Receipts                                    | 10   | 895,340        | 10,436,544     |
| Payments                                    | 11   | (1,056,119)    | (10,193,339)   |
| (Deficit)/Surplus for the year              |      | (160,779)      | 243,205        |
| Other cash movements                        | 12   | 160,780        | (243,206)      |
| Cash and bank balances at end of year       |      | 1              | -              |

Notes 1 to 12 form part of these financial statements.

**Charlix WONG**  
Director of Accounting Services  
29 August 2018



# Capital Investment Fund

## NOTES TO THE FINANCIAL STATEMENTS

(Expressed in Hong Kong dollars, unless otherwise stated)

### 1. Purpose and Legislation

The Capital Investment Fund finances investments in and loans to public sector bodies which are not part of the Government structure and such other bodies as the Finance Committee may specify. It was established with effect from 1 April 1990 by a Resolution passed by the Legislative Council under section 29(1) of the Public Finance Ordinance (Cap. 2) on 14 March 1990. Amendments to this Resolution were passed by the Legislative Council on 6 November 1991 (The Resolution as amended is hereinafter referred to as the Resolution).

### 2. Accounting Policies

- (i) Subject to (ii) below, the accounts of the Capital Investment Fund are kept on a cash basis. Transactions are recorded when moneys are received or paid.
- (ii) The Statement of Assets and Liabilities is structured to include investments acquired and loans made by way of cash, waived land premium, donated works or other similar transactions.
- (iii) For the purposes of these financial statements, a contingent liability is defined as:
  - (a) a possible obligation that arises from past events and whose existence will be confirmed only by the occurrence or non-occurrence of one or more uncertain future events not wholly within the control of the Government; or
  - (b) a present obligation that arises from past events but is not recognised because:
    - it is not probable that an outflow of resources embodying economic benefits will be required to settle the obligation; or
    - the amount of the obligation cannot be measured with sufficient reliability.

### 3. Investments (at cost/original valuation)

|                               | 2018                         |                                |                    | 2017                         |                                |                    |
|-------------------------------|------------------------------|--------------------------------|--------------------|------------------------------|--------------------------------|--------------------|
|                               | Equity<br>Holdings<br>\$'000 | Other<br>Investments<br>\$'000 | Total<br>\$'000    | Equity<br>Holdings<br>\$'000 | Other<br>Investments<br>\$'000 | Total<br>\$'000    |
| Balance at beginning of year  | 134,288,685                  | 492,371,319                    | 626,660,004        | 124,795,346                  | 465,913,116                    | 590,708,462        |
| <b>Additions</b>              |                              |                                |                    |                              |                                |                    |
| Cash acquisitions             | 456,119                      | -                              | 456,119            | 9,493,339                    | -                              | 9,493,339          |
| Non-cash acquisitions         | 3,636,333                    | 26,321,789                     | 29,958,122         | -                            | 26,458,203                     | 26,458,203         |
|                               | 4,092,452                    | 26,321,789                     | 30,414,241         | 9,493,339                    | 26,458,203                     | 35,951,542         |
| <b>Balance at end of year</b> | <b>138,381,137</b>           | <b>518,693,108</b>             | <b>657,074,245</b> | <b>134,288,685</b>           | <b>492,371,319</b>             | <b>626,660,004</b> |

# Capital Investment Fund

## 4. Loans Outstanding

|                               | 2018<br>\$'000   | 2017<br>\$'000   |
|-------------------------------|------------------|------------------|
| Balance at beginning of year  | 1,545,829        | 917,454          |
| <b>Additions</b>              |                  |                  |
| Loan payments                 | 600,000          | 700,000          |
| Capitalised interest          | 36,219           | 23,979           |
|                               | 636,219          | 723,979          |
| <b>Deductions</b>             |                  |                  |
| Loan repayments               | (97,020)         | (95,604)         |
| <b>Balance at end of year</b> | <b>2,085,028</b> | <b>1,545,829</b> |

## 5. Investments with the Exchange Fund

- (i) These are investments made under paragraph 7 of the Resolution.
- (ii) The investments represent the cost of investments together with the investment income received in the year being reported.
- (iii) The investment income is calculated, in accordance with an arrangement entered into with the Hong Kong Monetary Authority in 2007, on the basis of the average annual investment return of the Exchange Fund's Investment Portfolio for the past six years or the average annual yield of three-year government bond (replacing the three-year Exchange Fund Notes with effect from 1 January 2016) for the previous year subject to a minimum of zero percent, whichever is the higher. The rate of return for the calendar year 2017 was 2.8% (2016: 3.3%). The annual investment income is receivable on 31 December each year.

## 6. Applied Fund

This represents the sum of investments acquired and outstanding loans made from the Fund under paragraph 5 of the Resolution.

## 7. Available Fund

This represents funds available for acquiring investments or making loans under paragraph 5 of the Resolution.

## 8. Contingent Liabilities

As at 31 March 2018, the Government had the following contingent liabilities:

- (i) subscription to callable shares in the Asian Development Bank amounting to \$6,265 million (2017: \$5,804 million);
- (ii) subscription to callable shares in the Asian Infrastructure Investment Bank amounting to \$4,800 million (2017: Nil) with commitment approved; and
- (iii) guarantees provided under a commercial loan of the Hong Kong Science and Technology Parks Corporation amounting to \$1,911 million (2017: \$1,957 million).

# Capital Investment Fund

## 9. Commitments

The approved investments and loans that were unpaid were as follows:

|                              | 2018<br>\$'000    | 2017<br>\$'000   |
|------------------------------|-------------------|------------------|
| Investments (Note (i) below) | 11,607,892        | 54,011           |
| Loans                        | 2,378,500         | 2,978,500        |
|                              | <b>13,986,392</b> | <b>3,032,511</b> |

- (i) These included an approved commitment of \$4,800 million (2017: Nil) for the subscription to callable shares in the Asian Infrastructure Investment Bank (Note 8(ii)).

## 10. Receipts

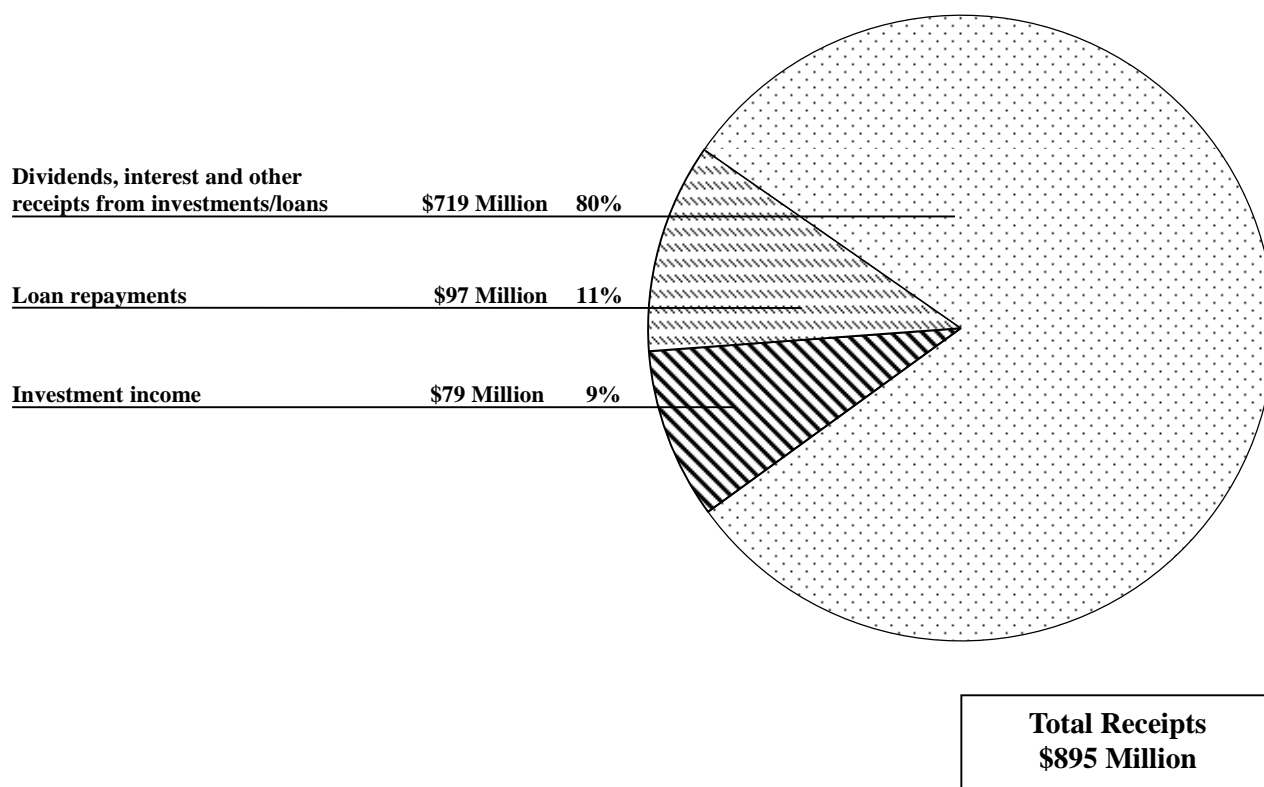
|   | 2018                           |                  | 2017              |
|---|--------------------------------|------------------|-------------------|
|   | Original<br>Estimate<br>\$'000 | Actual<br>\$'000 | Actual<br>\$'000  |
| Dividends, interest and other receipts from<br>investments/loans (Note (i) below) | 1,088,375                      | 719,344          | 1,251,359         |
| Loan repayments   | 96,608                         | 97,020           | 95,604            |
| Investment income   |                                |                  |                   |
| Investments with the Exchange Fund<br>(Note (ii) below)                           | 75,000                         | 78,976           | 89,581            |
| Transfer from General Revenue   | -                              | -                | 9,000,000         |
|   | <b>1,259,983</b>               | <b>895,340</b>   | <b>10,436,544</b> |

- (i) In light of the judgment of the Court of Final Appeal on the judicial review case of the Office of the Communications Authority Trading Fund on 27 December 2017, trading funds are no longer required to pay dividends to the Government. Accordingly, no dividend was received by the Fund from trading funds during the year (2017: \$676 million).
- (ii) Pursuant to the Financial Secretary's directives, the investment incomes of the Fund for the calendar years 2014 and 2015 totalling \$177 million (comprising \$79 million for 2014 and \$98 million for 2015), along with the investment incomes on other parts of the fiscal reserves for the two years, were set aside and retained within the Exchange Fund for the Housing Reserve, and not received in the respective financial years 2014-15 and 2015-16. The Housing Reserve was established in December 2014. As explained in the 2015-16 Budget Speech, the Housing Reserve is to provide financial resources to meet the ten-year public housing supply target. The investment income retained within the Exchange Fund earns the same rate of investment return as stipulated in Note 5(iii) and shall be received on a date as determined by the Financial Secretary. The accumulated investment return not received was \$15 million up to 31 December 2017 (2016: \$10 million), including the investment return for the calendar year 2017 amounting to \$5 million (2016: \$6 million). Together with the accumulated investment return, the sums not received as revenue of the Fund and earmarked as Housing Reserve totalled \$192 million (2016: \$187 million).



# Capital Investment Fund

## Analysis of Receipts for the year ended 31 March 2018

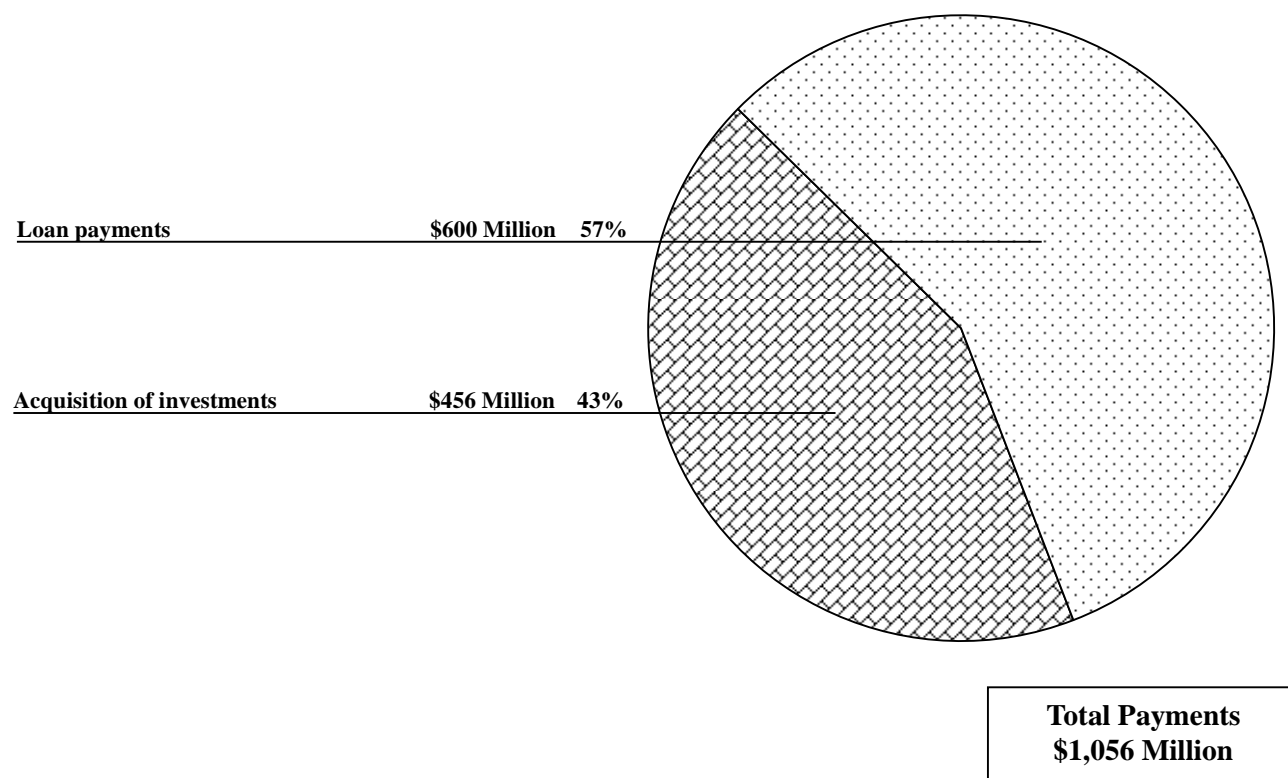


## 11. Payments

|                            | 2018                        |                  | 2017             |
|----------------------------|-----------------------------|------------------|------------------|
|                            | Original Estimate<br>\$'000 | Actual<br>\$'000 | Actual<br>\$'000 |
| Acquisition of investments |                             |                  |                  |
| Equity holdings            | 17,525                      | 456,119          | 9,493,339        |
| Loan payments              | 708,500                     | 600,000          | 700,000          |
|                            | 726,025                     | 1,056,119        | 10,193,339       |

# Capital Investment Fund

## Analysis of Payments for the year ended 31 March 2018



## 12. Other Cash Movements

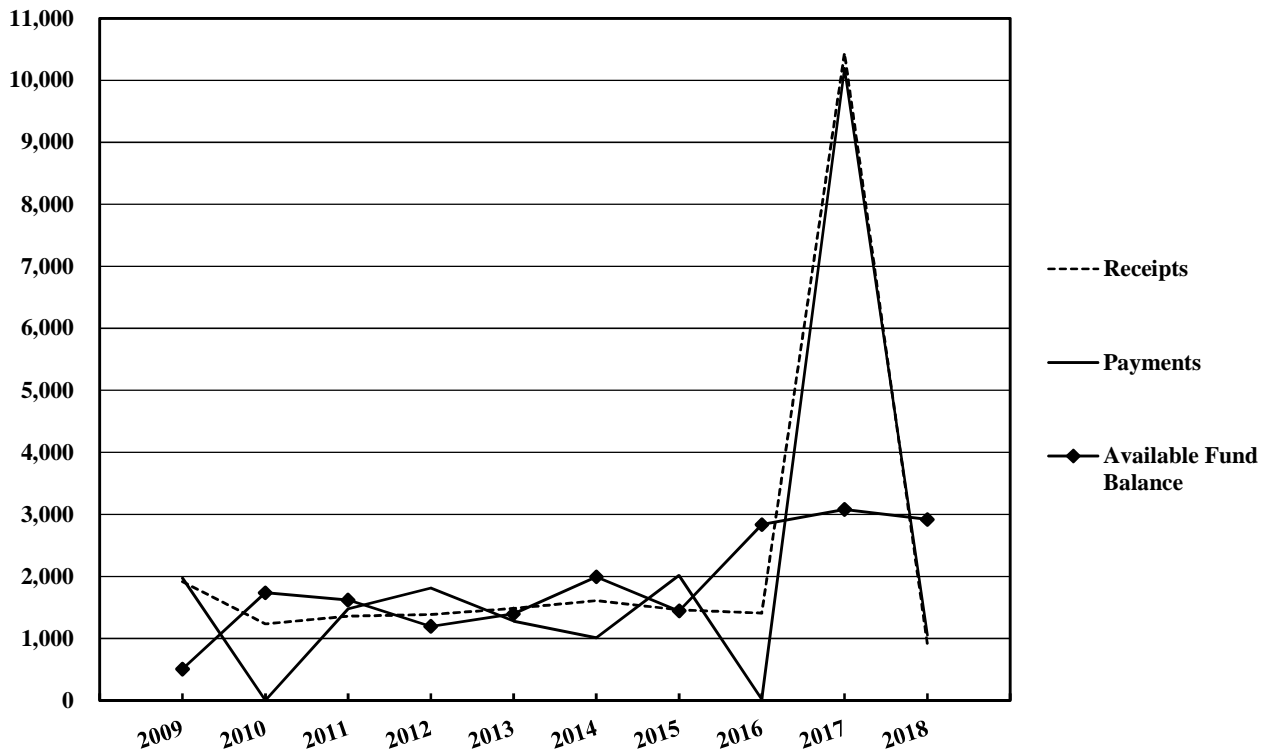
These are cash movements arising from changes in other assets and liabilities:

|                                       | 2018<br>\$'000 | 2017<br>\$'000   |
|---------------------------------------|----------------|------------------|
| <b>Reduction/(Increase) in Assets</b> |                |                  |
| Investments with the Exchange Fund    | <u>160,780</u> | <u>(243,206)</u> |

# Capital Investment Fund

Receipts, Payments and Available Fund Balance for the years ended 31 March 2009 to 2018

\$Million



This page is intentionally left blank.